

WHAT GEAR DOES MR GUBLO PACK

Essential Gear

- ◇ Money (bills and change)
- ◇ Backpack and cover
- ◇ Flashlights
- ◇ Multi Tool
- ◇ Hydration kit/Water Bottle
- ◇ Toilet kit
- ◇ Watch
- ◇ Sun block
- ◇ Bug spray
- ◇ Sewing Kit
- ◇ Mini First Aid kit
- ◇ Fire Starting Kit
- ◇ Pen/Notebook
- ◇ Compass
- ◇ 550 Para cord
- ◇ Whistle
- ◇ Sleeping pad
- ◇ Pillow
- ◇ Sleeping bags
- ◇ Mess Kit
- ◇ Waterproof boots
- ◇ Rain gear
- ◇ Pocket knife
- ◇ Hand Sanitizer
- ◇ Extra Batteries for everything
- ◇ Gorilla Tape Mini Roll

Mini First Aid Kit

- ◇ Band-Aids (3M Waterproof)
- ◇ Neosporin
- ◇ Alcohol Preps
- ◇ 2x2's
- ◇ Aspirin/Tylenol/ibuprofen
- ◇ Safety Pins (3)
- ◇ Tape
- ◇ Scalpel blade
- ◇ Potable Aqua Chlorine Dioxide

Toilet Kit

- ◇ Soap
- ◇ Shampoo
- ◇ Comb
- ◇ Deodorant
- ◇ Toothbrush
- ◇ Toothpaste
- ◇ Bath towel small
- ◇ Baby wipes/Toilet Paper
- ◇ Wash cloth/bandana

SPECIALTY

- ◇ Uncle Bill's Sliver Gripper Tweezers
- ◇ Glo-toob

- ◇ Compact Battery Holders
- ◇ Pocket Widgey Bar
- ◇ Waterproof Match Case/Film Case
- ◇ A&P Key Rings
- ◇ Grimloc
- ◇ Ultimate Survival WetFire Tinder
- ◇ Mini Stainless Screw Link
- ◇ Military Sewing Kit
- ◇ Stainless Steel Peanut Lighter
- ◇ Sunglasses (Oakley half jacket polarized)
- ◇ Spork (Lite My Fire)
- ◇ Cable Ties
- ◇ P-51 can opener
- ◇ Ground sheet/blanket
- ◇ Camp stool
- ◇ Toothbrush holder
- ◇ Camera and mini Tripod
- ◇ Accessory Pouches/Pockets for backpack
- ◇ MRS Dromedary Bags

A FEW TIPS

1. Put your name on everything.
2. Keep yourself and your gear dry.
3. Expect the worst weather.
4. Clean and maintain your gear.
5. Air out your sleeping bag everyday camping.
6. Wear cotton only if you want to cool down. In winter cotton can kill.
7. Bring an extra set of clothes
8. Stay hydrated.
9. If cold wear a hat/balaclava, warm socks or down booties in sleeping bag. Don't burrow in, keep mouth and nose outside the bag. Moisture from breath reduces sleeping bags ability to keep you warm.
10. Pack backpack with heaviest items on top & closest to your back. Adjust your pack so most of the weight is carried on your hips, not your shoulders.

SHOPPING ONLINE

The prices I have listed are retail. Any item over \$10 I found for 20% to 60% lower. You have to research it. No taxes on out of state internet purchases but there are shipping charges. Make multi purchases or look for free shipping.








LINKS









General Camping:

Specialty Gear:





www.campmor.com	www.countycomm.com
www.cheaperthandirt.com	www.tadgear.com
www.sierratradingpost.com	www.batteryjunction.com
www.uscalvery.com	www.equipped.org
www.wiggys.com	www.lapolicygear.com
www.moosejaw.com	www.kifaru.net
www.gearreview.com	
http://gorp.away.com/index.html	

WHAT'S IN MY PACK







<p>MESS KIT-ANY PLASTIC PLATE, MUG & BOWL What I like...inexpensive, light weight, compact, durable, good insulator and you probably have them at home. Whatever you get, <u>do not buy</u> a metal mess kit. Attach the mug to outside of pack and stow the bowl/plate internally. When at camp stow everything in a mesh bag. Clean your mess kit, put it in mesh bag and hang bag for drying. Cost Effective Alternative: bring just a bowl and mug/cup. Cut the bottom off a half gallon plastic milk jug for your bowl (super light, cheap and works great-Scouts should be thrifty).</p>	
<p>LIGHT MY FIRE SPORK \$2.99 What I like...very well made (plastic), designed and inexpensive. Strongly recommended! Cost Effective Alternative: fork and spoon from home</p>	
<p>FOLDING TITANIUM SPORK \$15.95 What I like...very well made and designed. Wicked light. Cost Effective Alternative: Fork and spoon or just spoon from home. In winter metal is not good, bring plastic.</p>	
<p>GRILLIPUT \$29.95 What I like...everything fits into the tube at the bottom of the picture. Can use just twigs on the ground to cook with. <u>Not recommended for scouts</u> but a great piece of gear! Made in USA. Cost Effective Alternative: cook it on a rock or stick</p>	
<p>Grimloc \$9.99/4 What I like...Made of plastic. Positively locks onto molle strap (1" webbing) with locking ring to hold gear on outside of back pack. Cost Effective Alternative: carabineer, cable tie, tape, para cord, etc.</p>	
<p>Ultimate Survival WetFire Tinder \$5.95/10 What I like...Small individually wrapped kindling that works wet. Cost Effective Alternative: cotton balls or dryer lint lightly impregnated with petroleum jelly</p>	
<p>MRS DROMEDARY BAGS \$25-\$40 What I like...Packs flat, not rigid, 1,000 denier Cordura laminated with food-grade polyurethane, handles temperatures from freezing to boiling, easy-drink/pour 3-in-1 cap, and perimeter webbing for convenient pack attachment and hanging. Cost Effective Alternative: Empty milk/detergent plastic jugs. "Wine-in-a-Box" Mylar Inserts make great water bags.</p>	

<p>WATERPROOF MATCH CASE \$1.25 What I like...cheap, indestructible with a replaceable O-ring. I glued a small piece of an emery board on the outside for a positive striking surface for matches and a button compass under cap. These containers have many uses. Strongly recommended! Cost Effective Alternative: plastic film tube or a zip lock bag</p>		
<p>COMPACT BATTERY HOLDERS \$4.95 and \$5.95 What I like...keeps batteries from rolling around and possibly discharging when contacting each other, one hand access (for 5 bucks a bit of a luxury, but a great bit of gear). Cost Effective Alternative: zip lock bag, saran wrap, etc.</p>		
<p>A&P KEY RINGS \$1.05 What I like...larger than a split ring for keys, easier opening and closing, and can be easily attached to stuff. Great for securing small gear on outside of pack. Cost Effective Alternative: carabineer, cable tie, tape, para cord, etc.</p>		
<p>POCKET WIDGY BAR \$5.00 What I like...compact size and saves my knife or multi-tool from being used as a pry bar (something we have all done at least once). Can be used as a screwdriver in a pinch. Cost Effective Alternative: small screwdriver</p>		
<p>MINI STAINLESS SCREW LINK \$1.65 What I like...easy opening and closing. Great for securing small gear on outside of pack. Pictured with the SS Peanut Lighter. Cost Effective Alternative: carabineer, cable tie, tape, para cord, etc.</p>		
<p>UNCLE BILL'S SLIVER GRIPPER Tweezers \$4.95 What I like...no better substitute for removing slivers or handling very small material like watch/sunglasses screws. Cost Effective Alternative: not sure</p>		
<p>STAINLESS STEEL PEANUT LIGHTER \$11.00 What I liked...very small, well built, refillable butane lighter with replaceable O-ring. Non-stainless version is \$5. If out of fluid it will still produce a spark to make fire. Cost Effective Alternative: Bic lighter, matches, etc.</p>		
<p>P-51 CAN OPENER \$0.75 What I like...Cheap, small, light and effective. Redundant if you have one on your multi-tool or knife. This can be used to strike a flint rod instead if your knife. On that subject, I cut a small piece of a hack saw blade, drill a hole in it and tether it to the flint rod. Cost Effective Alternative: a rock.</p>		

<p>Military Sewing Kit \$4.99 What I liked...well thought-out, comes with scissors, bobbins of thread, buttons, needles, safety pins and great case for under \$5 bucks. <u>Everyone needs one or make one!</u> Cost Effective Alternative: Raid mom's sewing box and make your own and put in zip-lock bag.</p>	
<p>Surefire G2 Nitrolon: \$36.00 (LED version \$69.00) What I like...This is a small and an extremely bright light. I use it as my primary light. USA. Strongly recommended! Cost Effective Alternative: Any flashlight</p>	
<p>PENTAGON MOLLE Light \$28 What I like...bright light (40 lumens), comes with red filter, compass. Angled head allows useful attachment to body or pack. Shockproof, 5,000 service hrs. If it's a choice between this and the Surefire flashlight buy the Surefire! Cost Effective Alternative: Any flashlight</p>	
<p>Photon Freedom™ Micro-Light \$11.95 What I like...small and very bright. Strongly recommended! If it's a choice between this and the Pentagon Light buy this! Made in USA. Cost Effective Alternative: Any flashlight</p>	
<p>GLO-TOOB 14.95 (Lithium version \$35.49) What I like...indestructible, submersible to 2000'. Great marker light or dim tent/reading light. Long battery life. Bit of a luxury, but worth it for my uses. Made in USA. Cost Effective Alternative: Any flashlight, cyalume stick</p>	
<p>Para Cord 550 \$13/100' What I like...Rated to hold 550 pounds. Taken apart, the components have a ton of uses. The sheath is rated at about 300-pounds, 14 inner strings, each of which have a rating of about 17.5 pounds and 7 strands made up of two strings each for a rating of 35 pounds. A million uses. Strongly recommended! Cost Effective Alternative: None – carry 25' or better 50' of it.</p>	
<p>Bic Mini Lighter \$0.89 What I like...cheap and effective (when cold enough it will freeze). <u>Do not buy wind and storm proof lighters</u> they are not reliable, are expensive and will also freeze if cold enough. Cost Effective Alternative: Matches or rubbing two sticks</p>	
<p>Luminox Titanium Dive Watch 3602 \$499 What I like...titanium case waterproof to 600', tritium face makers that do not need light to glow, Swiss made. Cost Effective Alternative: Any analogue watch (analogue watches can be used to determine direct. Point the hour hand in the direction of the sun. Bisect the angle between the hour hand and the twelve o'clock mark to get the north-south line. North will be the direction further from the sun).</p>	

<p>SPEC OPS THE PACK \$199</p> <p>What I like...very well made and tough. The two external pockets perfectly fit some specialty gear I carry. All the Molle/PAL straps (1" webbing) is for attaching external pouches/pockets/gear (very useful). Made in USA.</p> <p>Cost Effective Alternative: Any brand name backpack that fits you. For an ultra cost effective alternative: military duffle bag with shoulder straps (not practical for long treks).</p>	
<p>WIGGY'S SUPER LIGHT \$218 and NAUTILUS \$168</p> <p>What I like... filled with Lamilite insulation (best material developed for sleeping bags) and has contoured hood. The draft tube is oversized. Comes with a compression stuff sack and pillow. Bags are machine washable. The loft always returns after removing from the stuff sack, can store in stuff sack. The green bag is the Super Light and my winter bag (0°) and the black is my summer bag (+40°). Notice different shapes for different temps. Unroll ½ - 1 hour before use and fluff before entering for maximum warmth. Made in USA. Strongly recommended!</p> <p>Cost Effective Alternative: Any brand name bag rated to the coldest temp you expect. Buy the best bag you can afford! Avoid down bags, when wet they lose insulation! Never sleep in the clothes you wore that day. The dirt/perspiration reduce warmth.</p>	
<p>KELTY MANTRA \$399.00</p> <p>What I like...light weight, well made in the USA. Rain fly comes all the way to the ground, aerodynamic venting systems to regulate temperature and reduce condensation. (A person can exhale a pint of moisture per night. Evaporation of sweat and moisture from rain-soaked clothing further humidifies the air and increases the threat of condensation. In cold temps this humidity freezes and reduces the insulation value of clothes and sleeping bag). Light color makes interior brighter. Always use a waterproof ground cloth (Tyvek scrap from a construction site works great) and <u>don't extend past tent footprint</u>. If it goes outside the foot print and it rains you get wet. Always carry a spare tent pole section or pole split. This is the weak part of your tent. Duct tape repairs any rips in the field. Made in USA.</p> <p>Cost Effective Alternative: Any tent with good ventilation and rain fly. Vestibule should be large enough for your pack and boots/shoes. (Buy the best tent you can afford, a good tent is the difference between a fun outing or a miserable cold outing).</p>	
<p>Cammenga Tritium Lensatic Compass \$79.99</p> <p>battle tested - shock, water, sand proof, functional from -50°F to 150°F, seven tritium micro lights, copper induction dampening system slows the rotation of the magnet without liquids, aluminum frame, includes carrying pouch, lanyard, and belt clip, U.S.A. made. <u>Not recommended for scouts!</u></p> <p>Cost Effective Alternative: Silva Polaris Base Plate Compass \$13. Strongly recommended!</p>	

<p>SMILEY TOOTHBRUSH HOLDER \$1 (Wegmans) What I like...small, light, has suction cup to put on mirror and keeps toothbrush clean and ventilated. Strongly recommended! Cost Effective Alternative: Zip-lock bag</p>	
<p>LEATHERMAN WAVE \$85.50 What I like...small, compact tool box (17 tools in one). Much more practical than a pocket knife. A bit expensive but it will last a life time if taken care of. Made in the USA. Strongly recommended! Cost Effective Alternative: Gerber or other brand multi-tool.</p>	
<p>BENCHMADE ~ 950 RIFT PLAIN EDGE \$140 What I like...AXIS lock mechanics, one-hand ambidextrous function, heavily milled G10 grip, tough 154cm steel. Made in USA. Careful, these are irresponsibly sharp. Cost Effective Alternative: Gerber EZ-Out DPSF (top right) or Spyderco Native both under \$45 and superior S30V steel.</p>	
<p>SUNGLASSES Oakley Half Jacket polarized \$160 What I like...extremely well made, enhances contrast, fit is outstanding, 100% protection against UV and harmful blue light, high mass and high velocity impact resistant. Made in USA. Cost Effective Alternative: Any sunglasses that block UV rays.</p>	
<p>GCI OUTDOOR PACKSEAT Portable Stool \$20 What I like...small, sturdy and weighs 26 ounces. Cost Effective Alternative: a rock or log.</p>	
<p>LITHIUM BATTERIES What I like... last up to 7x longer in digital cameras, weigh 1/3 less than standard alkaline batteries, perform in extreme temperatures from -40°f to 140°f, 10 year storage life, leak resistant construction. More expensive but better value. Cost Effective Alternative: any battery. Bring spares!</p>	
<p>3M ULTRATHON Insect Repellent Lotion \$10.99 What I like...Rated most effective insect repellent lotion by a leading consumer magazine. Provides continuous protection for up to 12 hours. Splash and sweat resistant. Cost Effective Alternative: any bug spray or netting.</p>	
<p>FISHER SPACE PEN \$17.00 What I liked... writes smoothly at any angle (even upside down), on glossy surfaces, through grease, and even under water. The Space Pen cartridge is used by NASA and has been on all manned missions since 1967. Made in USA. Cost Effective Alternative: a pencil or buy a fisher space pen refill cartridge (\$3) and retro fit it into a G2 mini pen (\$1).</p>	


<p>EXPED DOWNMATS \$170 (found mine for \$103) What I like...down-insulated, the best combination of warmth and comfort available. They are thick enough to protect you from stones and roots, and warm enough for winter camping. The compressibility of down allows them to roll up to a pack-friendly size. Stuff sack is pump and inflatable pillow. Cost Effective Alternative: Scout will find no benefit from this over a \$40 self-inflating Therma-Rest type pad. An ultra Cost Effective Alternative is a closed cell foam pad (under \$15 and wicked light and will not deflate-<u>great choice for scouts</u>). Avoid air mattresses (different than a self-inflating mattress) that require an electric or foot pump! Winter camping requires 2 pads.</p>	
<p>NATO DISTRESS WHISTLE \$1.95 What I like...high decibel noise from low input. Small, carried anywhere and side clip can be affixed to a lanyard, pocket or webbing. <u>Strongly recommended for everyone!</u> Cost Effective Alternative: any loud non-metal whistle</p>	
<p>GOLITE ULTRA-LITE PONCHO \$50 What I like...versatile, great rain gear with a lot of ventilation, covers your pack as well as you, can use as a ground cloth, emergency shelter, bivvy sack. <u>Strongly recommended!</u> Cost Effective Alternative: another brand. Rain gear is essential on any outing. A poncho is your best option-avoid cheap ones.</p>	
<p>CANON POWER SHOT SD950 \$229 What I like...small, highly rated, 8 megapixels, shoots video and has an underwater housing that is less expensive than the camera. Cost Effective Alternative: drugstore disposable camera.</p>	
<p>Joby Gorillapod Tripod \$21.95 What I like...small, light, well made and versatile. Cost Effective Alternative: balancing camera on a rock or tree.</p>	
<p>Cable Ties \$3.00/100 What I like...Simple, strong, light, cheap and a million uses. <u>Strongly recommended!</u> Cost Effective Alternative: none, carry a few of these.</p>	
<p>NO-AD SUN BLOCK LOTION Maximum SPF 45 \$3.03 What I like...fairly waterproof. Consumer Reports best buy. <u>Strongly recommended!</u> Cost Effective Alternative: none</p>	
<p>ALL-WEATHER SPORTSMAN'S BLANKET 12.95 What I like...it's not really a blanket. It is a 5'x7" waterproof tarp with reinforced edges and grommets. Great as a ground cloth, emergency blanket/shelter. <u>Strongly recommended if you do not have a good rain poncho!</u> Cost Effective Alternative: plastic sheeting or a good rain poncho.</p>	

<p>TACTICAL TAILOR Modular Zipper Utility Pouches What I Like...these come in many shapes and sizes for specific gear or just to expand the size of your pack. It allows you to move certain gear to the outside of your pack where it is more accessible. Cost Effective Alternative: use your imagination, many brands</p>	
<p>CAMELBACK M.U.L.E. \$70 What I like...holds three liters of water and 540 cu in of gear. Great for a day trip. Easier way to stop the leaking and freezing is to blow air back into the tube until you hear the bubbles. No water in the tube, no leaking or freezing. Cost Effective Alternative: a lot of stuff</p>	
<p>NALGENE WIDEMOUTH \$8 What I like...wide mouth, can see contents inside. Can use a carabineer to attach to your belt loop. Cost Effective Alternative: any plastic bottle. An empty Gatorade bottle is more durable than a regular bottle of water. Use the water bottle off your bike. For winter keep bottle in snow or on you, it will slowdown freezing. Wrap layer of duct tape around flimsy water bottle-wicked light and durable.</p>	
<p>KIFARU Pods \$35.00 What I like...These replace your sleeping bag stuff sack. They are substantially stronger and load from the top making it much easier and quicker to stow your sleeping bag. Includes straps to mount to pack. Great product, but not a necessity. USA Cost Effective Alternative: stuff bag the sleeping bag came with</p>	
<p>TRAVEL PILLOW \$10 What I like...compact and light. Cost Effective Alternative: sleeping bag stuff sack with clothes inside, airline pillow (they are complimentary if you ask). Although a bit bulky, the pillow off your bed.</p>	
<p>HAND SANITIZER \$3 What I like...convenient, small and clips to the outside of my pack. Refill it from a larger bottle-much cheaper. <u>A must have.</u> Cost Effective Alternative: soap and water.</p>	
<p>GRÄNSFORS BRUKS SMALL FOREST AXE \$105 What I like...best made axe bar none. From the manufacturer sharper than your pocket knife. <u>Not recommended for Scouts.</u> Cost Effective Alternative: another brand</p>	
<p>SILKY SUPER ACCEL 210 Lg. Teeth FOLDING SAW \$33 What I like...best made folding saw bar none. Blade locks in multiple positions. Extremely sharp quadruple cut teeth. Cost Effective Alternative: another brand</p>	
<p>DIAMOND DEPLOY 7 SNOW SHOVEL \$60 What I like... a design that's light, small, fast, and simple. Handle collapses into the blade for a tiny 17.3in package that's entirely self-contained. Weighs only 20oz (Orange) Cost Effective Alternative: Gerber 5940 NATO spade \$40</p>	

27" BANDANA \$3

What I like... Roll it up and tie it 'round your head to keep sweat from dripping in your eyes, Wet it and put on neck to cool down , Drape it over your head (and under your hat) to let the ends dangle and keep bugs out of your eyes (yes this really works—that's what the little balls on a sombrero's fringe are for), Press it on a wound to stop bleeding (put a sterile gauze pad directly on the wound itself first, though), Tie it around arm or leg with sticks or hiking poles to form a splint if someone's twisted a wrist or ankle, a shoulder sling in case of an arm injury, put it on a log, boulder or the ground to sit on, Tie it over your mouth and nose bandit-style to keep out cold air on a winter hike or dust on a windy one, Wipe your nose, wash up with it, Wave it to flag down help or use it as a napkin. Strongly recommended!

Cost Effective Alternative: Cut up a shirt, but bring one!

**GORILLA TAPE (DUCT TAPE) \$5.49/12 yds**

What I like...All the uses: patching rips, like in your tent, tarps, pack, sleeping bag, clothing, rain gear, tape a sprained ankle, mark a trail. If you want to make your repair more permanent you can iron it on, this will seal the sticky backing to the fabric. In the field warm a smooth rock in the fire and use it like an iron. Of course it will be harder to remove later. When you feel a "hot-spot" developing while hiking it's time to apply a patch of Duct Tape - to your heel or toe. This will help to prevent a blister from forming; the slick tape cuts down heat caused by friction. You can also put a strip over a rough spot inside the boot or shoe or stop the ends of rope, laces and webbing from fraying. These are just a few uses. Duct and Electrical tape are both recommended!

Cost Effective Alternative: None. A mini-roll of Duct Tape belongs in EVERY scouts pack.



Or take an old hotel key card, or gift card and wrap duct tape around that...stores flat.

POTABLE AQUA Chlorine Dioxide \$11.99/20 tablets

What I like...Water Purification Tablets to kill bacteria, viruses and cysts (Cryptosporidium parvum and Giardia muris). Make sure it's chlorine dioxide on packaging. There is a 4-hour treatment time. Opening bottle degrades the shelf life from 4 years to one year. If the tablets are gray or dark brown in color, they are still likely to be effective. If tablets are light green or yellow, it means they are probably no longer effective. The tablets are very sensitive to moisture. Take care that moisture does not get inside the Potable Aqua bottle. Flavor water with drink mix or vitamin C tablet to improve taste.

Cost Effective Alternative: Boil water for 1 minute. According to the Wilderness Medical Society, water temperatures above 160° F (70° C) kill all pathogens within 30 minutes and above 185° F (85° C) within a few minutes. So in the time it takes for the water to reach the boiling point (212° F or 100° C) from 160° F (70° C), all pathogens will be killed, even at high altitude. To be extra safe, let the water boil rapidly for one minute, especially at higher altitudes since water boils at a lower temperature

